



2018 Annual Report



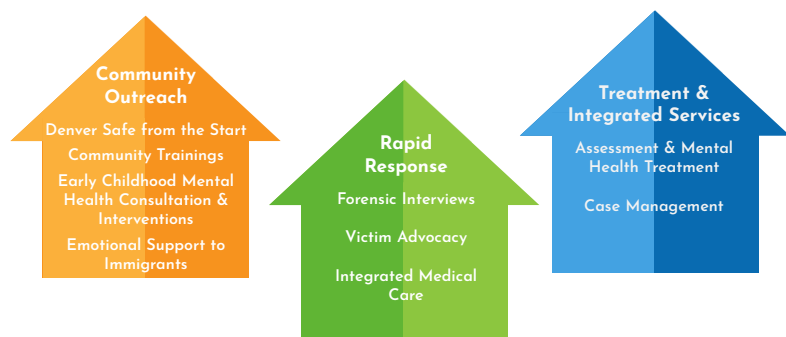
Where Children & Families Come First

2149 Federal Blvd. Denver, CO 80211 | www.DenverCAC.org | 303.825.3850

Our Year in Review

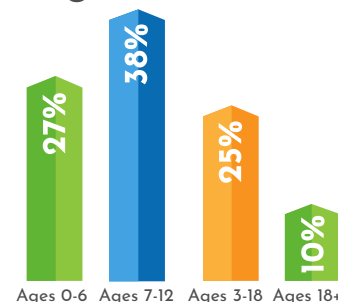


DCAC by the Programs



DCAC by the Statistics

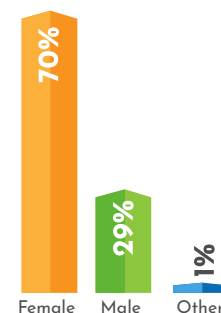
Ages of Clients



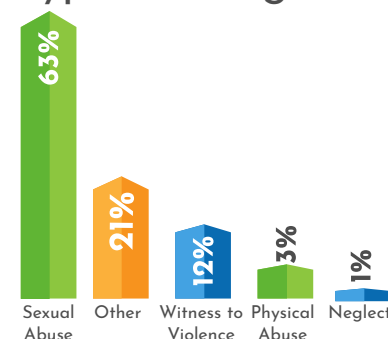
DCAC by the Clients



Gender of Victims



Type of Allegation



DCAC by the Numbers

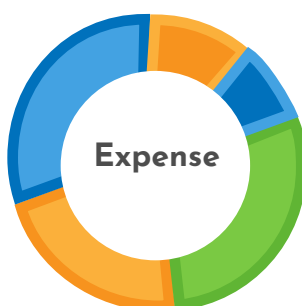


10%	Contributions - \$178,528
9%	Special Events - \$165,886
34%	Government Grants & Contracts - \$632,352
14%	Earned Income - \$263,749
33%	Private Grants - \$617,313

Total Revenue & Support - \$1,857,827

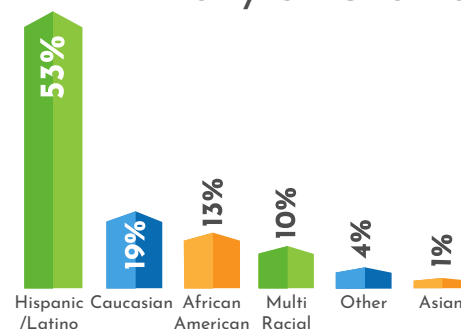
11%	General Administration - \$202,753
8%	Fundraising - \$153,630
29%	Treatment - \$532,307
22%	Rapid Response - \$408,838
30%	Community Outreach - \$544,892

Total Expense - \$1,842,422



Total Assets - \$3,634,646 | Total Liabilities - \$264,933

Ethnicity of Clients



We want to say a special thank you to all of our supporters, partners, and friends who helped make 2018 one of our most impactful years yet at DCAC. You make our work possible. To view a detailed donor list, please go to: www.DenverCAC.org/who-we-are/reports